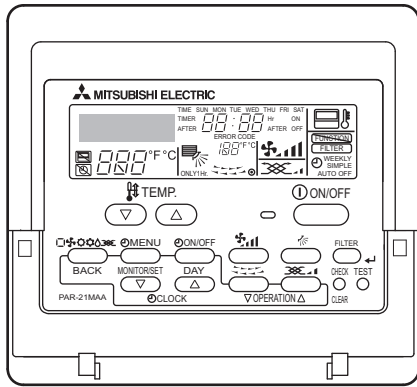
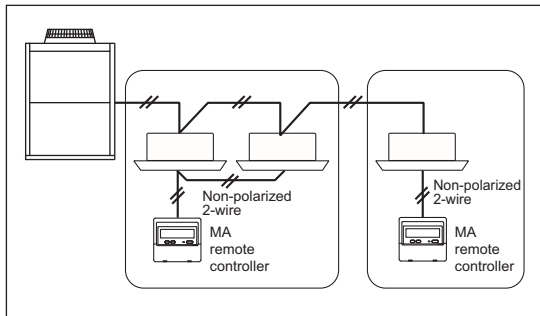


2-2. MA remote controller [PAR-21MAA]

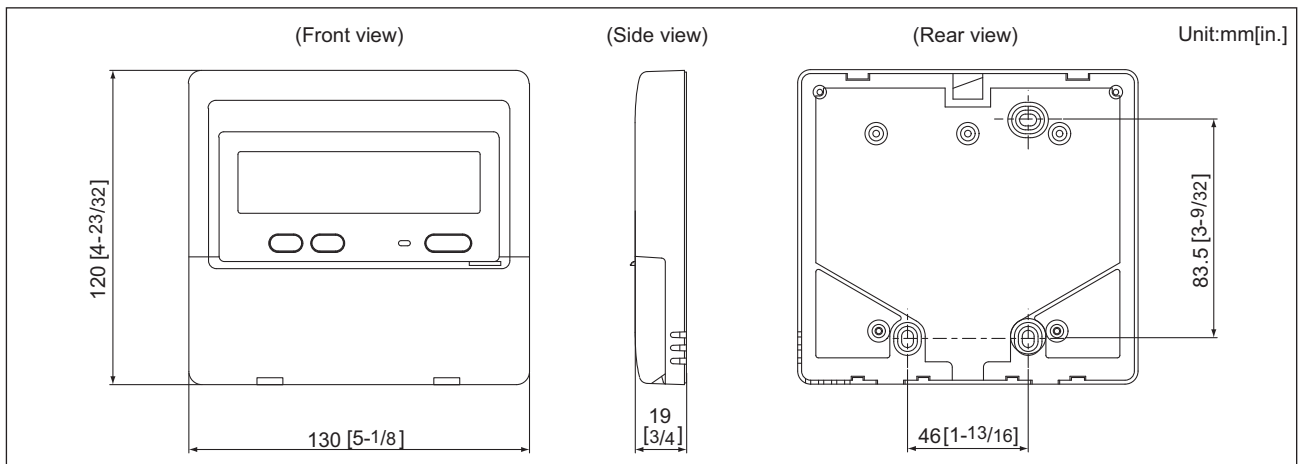


- High-quality white color body and light-green display.
 - Dot LCD is applied.
 - Choose from Japanese, Chinese, English, German, Spanish, Russian, Italian, French displays.
 - Connectable to all CITY MULTI indoor units, and automatically adjust its function with the connected indoor unit.
 - Limiting the temperature setting range is possible. Helps to avoid over-cooling or over-heating. Saves energy.
 - Auto-stop timer is available. Helps to avoid forgetting to turn off the air conditioner.
 - Weekly scheduler is available. ON/OFF/Temperature setting 8 times per day, 1 week scheduling.
 - Grouping via cross-over wire directly.
 - Usable as the local remote controller for system controller (MELANS)
- * Combining ME remote controller and/or LOSSNAY remote controller in a group is not possible.

■ System example



■ External dimension



■ Functions

□: Each unit ○: Each group ●: Each block
 △: Each floor @: Collective X: Not available

Item	Description	Operations	Display
ON/OFF	ON and OFF operation for a single group	○	○
Operation mode switching	Switches between Cool / Dry / Auto / Fan / Heat. *Operation modes vary depending on the air conditioner unit. *Auto only supported for the City Multi R2 and WR2 series.	○	○
Temperature setting	Sets the temperature for a single group Range of temperature setting Cool/Dry : 19°C - 30°C (14°C - 30°C)/67°F - 87°F (57°F - 87°F) Heat : 17°C - 28°C (17°C - 28°C)/63°F - 83°F (63°F - 83°F) Auto : 19°C - 28°C (17°C - 28°C)/67°F - 83°F (63°F - 83°F) (.) For PEFY/PFFY by setting DipSW 7-1 to ON and limits to NiH fan speed only.	○	○
Fan speed setting	Models with 4 air flow speed settings: Hi/Mid-2/Mid-1/Low Models with 3 air flow speed settings: Hi/Mid/Low Models with 2 air flow speed settings: Hi/Low Fan speed setting (including Auto) varies depending on the model.	○	○
Air flow direction setting	Air flow direction angles (4-angle, or 5-angle Swing) Auto Louver ON/OFF Air flow direction settings vary depending on the model.	○	○
Weekly scheduler	ON/OFF/Temperature setting can be done up to 8 times one day in the week. The time can be set by the minute.	○	○
Permit / Prohibit local operation	Individually prohibit operation of each local remote control function (ON/OFF, Change operation mode, Set temperature, Reset filter). *1: When the local remote controller inactivation command is received from the main system controller, " " is displayed.	X	○ ^{*1}
Prohibition/permission of specified mode (Cooling prohibited /heating prohibited /cooling-heating prohibited)	By the setting from System Controller, the operation for the following modes is prohibited. At cooling prohibited : Cool, Dry, Auto, At heating prohibited : Heat, Auto, At cooling-heating prohibited : Cool, Heat, Dry, Auto	X	○
Indoor unit intake temperature	Measures the intake temperature of the indoor unit when the indoor unit is operating.	X	○
Error	When an error is currently occurring on an air conditioner unit, the afflicted unit and the error code are displayed.	X	□
Test run	This operates air conditioner units in test run mode.	○	○
Ventilation equipment	Up to 16 indoor units can be connected to an interlocked system that has one LOSSNAY. LOSSNAY items that can be set are "Hi" "Low" "Stop". Ventilation mode switching is not available.	○	○
Function to limit the setting range of room temperature (Set temperature range limit)	Set temperature range limit to cooling, heating, or auto mode.	○	○
Easy-to-operate simplified locking function (Auto lock function)	Setting/releasing of simplified locking for remote control switch can be performed. · Locking of all switches · Locking of all switches except ON/OFF switch	○	○